Reading histograms

Exit ticket Name _____

1 Find the frequency for $0 < t \leq 10$.

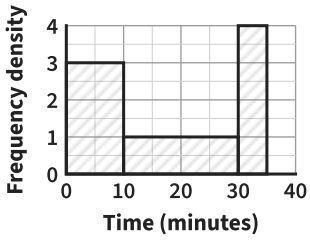

_____

2 Find the frequency for $10 < t \leq 30$.

_____

3 Estimate how many values are between 20 and 35.

_____

Reading histograms

Exit ticket Name _____

1 Find the frequency for $0 < t \leq 10$.

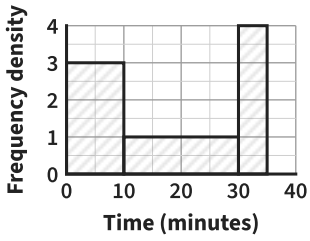

_____

2 Find the frequency for $10 < t \leq 30$.

_____

3 Estimate how many values are between 20 and 35.

_____

The Maths Habit

Reading histograms

Exit ticket Name _____

1 Find the frequency for $0 < t \leq 10$.

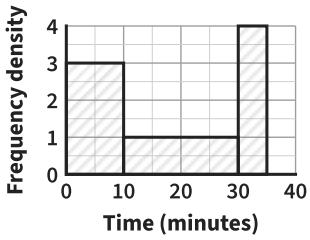

_____

2 Find the frequency for $10 < t \leq 30$.

_____

3 Estimate how many values are between 20 and 35.

_____

The Maths Habit

Reading histograms

Exit ticket Name _____

1 Find the frequency for $0 < t \leq 10$.

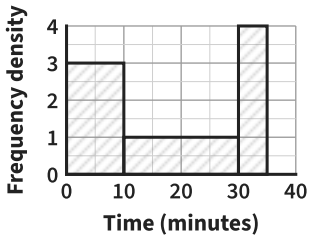

_____

2 Find the frequency for $10 < t \leq 30$.

_____

3 Estimate how many values are between 20 and 35.

_____

The Maths Habit

Reading histograms

Exit ticket Name _____

1 Find the frequency for $0 < t \leq 10$.

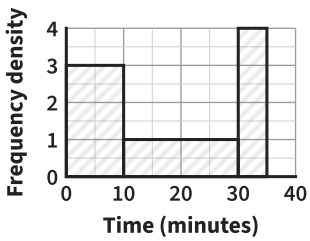

_____

2 Find the frequency for $10 < t \leq 30$.

_____

3 Estimate how many values are between 20 and 35.

_____

The Maths Habit

Reading histograms

Exit ticket Name _____

1 Find the frequency for $0 < t \leq 10$.

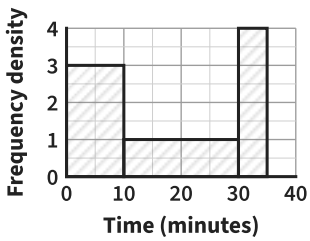

_____

2 Find the frequency for $10 < t \leq 30$.

_____

3 Estimate how many values are between 20 and 35.

_____

The Maths Habit