Drawing histograms

Exit ticket Name _____

1. The class $20 < m \leq 30$ has a frequency of 40. Work out the frequency density.

2. The class $0 < t \leq 5$ has a frequency of 10. The class $5 < t \leq 15$ has a frequency of 15. Which bar is taller?

3. The class $10 < t \leq 30$ has a frequency of 30. Draw its bar on the histogram.

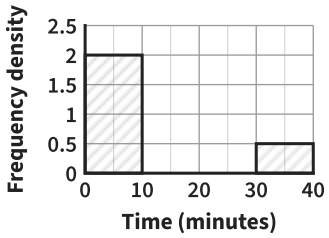

Drawing histograms

Exit ticket Name _____

1. The class $20 < m \leq 30$ has a frequency of 40. Work out the frequency density.

2. The class $0 < t \leq 5$ has a frequency of 10. The class $5 < t \leq 15$ has a frequency of 15. Which bar is taller?

3. The class $10 < t \leq 30$ has a frequency of 30. Draw its bar on the histogram.

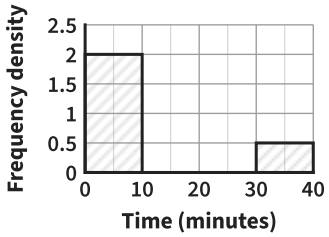

The Maths Habit

Drawing histograms

Exit ticket Name _____

1. The class $20 < m \leq 30$ has a frequency of 40. Work out the frequency density.

2. The class $0 < t \leq 5$ has a frequency of 10. The class $5 < t \leq 15$ has a frequency of 15. Which bar is taller?

3. The class $10 < t \leq 30$ has a frequency of 30. Draw its bar on the histogram.

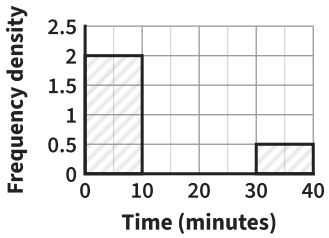

The Maths Habit

Drawing histograms

Exit ticket Name _____

1. The class $20 < m \leq 30$ has a frequency of 40. Work out the frequency density.

2. The class $0 < t \leq 5$ has a frequency of 10. The class $5 < t \leq 15$ has a frequency of 15. Which bar is taller?

3. The class $10 < t \leq 30$ has a frequency of 30. Draw its bar on the histogram.

The Maths Habit

Drawing histograms

Exit ticket Name _____

1. The class $20 < m \leq 30$ has a frequency of 40. Work out the frequency density.

2. The class $0 < t \leq 5$ has a frequency of 10. The class $5 < t \leq 15$ has a frequency of 15. Which bar is taller?

3. The class $10 < t \leq 30$ has a frequency of 30. Draw its bar on the histogram.

The Maths Habit

Drawing histograms

Exit ticket Name _____

1. The class $20 < m \leq 30$ has a frequency of 40. Work out the frequency density.

2. The class $0 < t \leq 5$ has a frequency of 10. The class $5 < t \leq 15$ has a frequency of 15. Which bar is taller?

3. The class $10 < t \leq 30$ has a frequency of 30. Draw its bar on the histogram.

The Maths Habit