Median and quartiles from a graph

Exit ticket Name _____

1 The graph shows the times of 60 people. How far up the cumulative frequency axis do you go to find the median?

2 Find the median time.

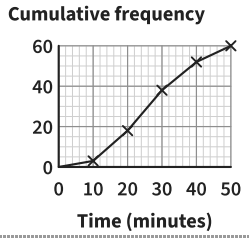

3 Find the interquartile range.

Median and quartiles from a graph

Exit ticket Name _____

1 The graph shows the times of 60 people. How far up the cumulative frequency axis do you go to find the median?

2 Find the median time.

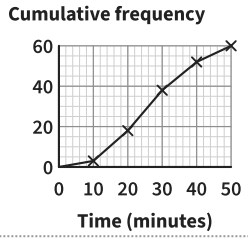

3 Find the interquartile range.

The Maths Habit

Median and quartiles from a graph

Exit ticket Name _____

1 The graph shows the times of 60 people. How far up the cumulative frequency axis do you go to find the median?

2 Find the median time.

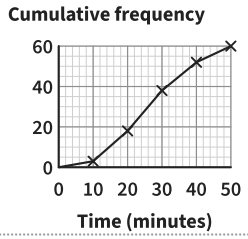

3 Find the interquartile range.

The Maths Habit

Median and quartiles from a graph

Exit ticket Name _____

1 The graph shows the times of 60 people. How far up the cumulative frequency axis do you go to find the median?

2 Find the median time.

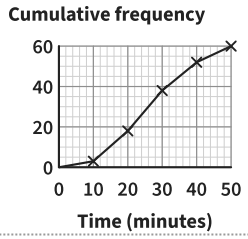

3 Find the interquartile range.

The Maths Habit

Median and quartiles from a graph

Exit ticket Name _____

1 The graph shows the times of 60 people. How far up the cumulative frequency axis do you go to find the median?

2 Find the median time.

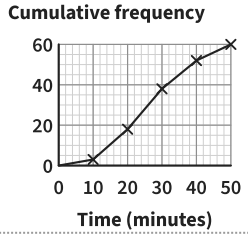

3 Find the interquartile range.

The Maths Habit

Median and quartiles from a graph

Exit ticket Name _____

1 The graph shows the times of 60 people. How far up the cumulative frequency axis do you go to find the median?

2 Find the median time.

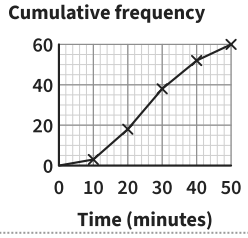

3 Find the interquartile range.

The Maths Habit