Conditional probability: Venn diagrams

Exit ticket Name _____

1. 36 people: 20 play hockey, 13 play netball and 5 play both. Fill in the Venn diagram.

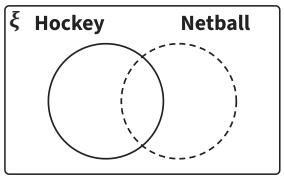

2. Use your diagram. Find the probability that a person plays hockey, given that they play netball.

3. 40 people: 24 like pizza, 18 like pasta and 9 like both. Find the probability that a person likes pasta, given that they like pizza.

Conditional probability: Venn diagrams

Exit ticket Name _____

1. 36 people: 20 play hockey, 13 play netball and 5 play both. Fill in the Venn diagram.

2. Use your diagram. Find the probability that a person plays hockey, given that they play netball.

3. 40 people: 24 like pizza, 18 like pasta and 9 like both. Find the probability that a person likes pasta, given that they like pizza.

The Maths Habit

Conditional probability: Venn diagrams

Exit ticket Name _____

1. 36 people: 20 play hockey, 13 play netball and 5 play both. Fill in the Venn diagram.

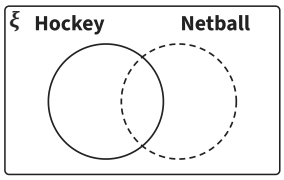

2. Use your diagram. Find the probability that a person plays hockey, given that they play netball.

3. 40 people: 24 like pizza, 18 like pasta and 9 like both. Find the probability that a person likes pasta, given that they like pizza.

The Maths Habit

Conditional probability: Venn diagrams

Exit ticket Name _____

1. 36 people: 20 play hockey, 13 play netball and 5 play both. Fill in the Venn diagram.

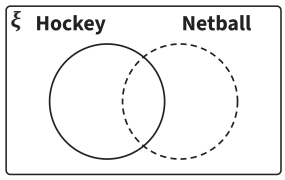

2. Use your diagram. Find the probability that a person plays hockey, given that they play netball.

3. 40 people: 24 like pizza, 18 like pasta and 9 like both. Find the probability that a person likes pasta, given that they like pizza.

The Maths Habit

Conditional probability: Venn diagrams

Exit ticket Name _____

1. 36 people: 20 play hockey, 13 play netball and 5 play both. Fill in the Venn diagram.

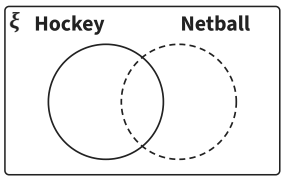

2. Use your diagram. Find the probability that a person plays hockey, given that they play netball.

3. 40 people: 24 like pizza, 18 like pasta and 9 like both. Find the probability that a person likes pasta, given that they like pizza.

The Maths Habit

Conditional probability: Venn diagrams

Exit ticket Name _____

1. 36 people: 20 play hockey, 13 play netball and 5 play both. Fill in the Venn diagram.

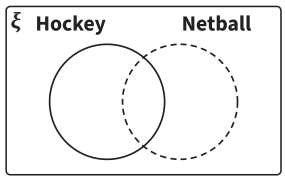

2. Use your diagram. Find the probability that a person plays hockey, given that they play netball.

3. 40 people: 24 like pizza, 18 like pasta and 9 like both. Find the probability that a person likes pasta, given that they like pizza.

The Maths Habit