Area under a graph

Exit ticket Name _____

1. The graph shows a car's velocity in m/s as it speeds up. How far does it travel in the 5 seconds?

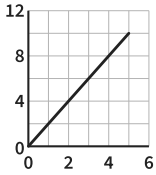

_____

2. The graph shows a velocity in m/s against time in seconds. Find the distance travelled.

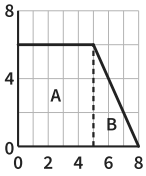

_____

3. The graph shows a velocity in m/s against time in seconds. Find the distance travelled.

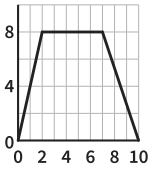

_____

Area under a graph

Exit ticket Name _____

1. The graph shows a car's velocity in m/s as it speeds up. How far does it travel in the 5 seconds?

_____

2. The graph shows a velocity in m/s against time in seconds. Find the distance travelled.

_____

3. The graph shows a velocity in m/s against time in seconds. Find the distance travelled.

_____

The Maths Habit

Area under a graph

Exit ticket Name _____

1. The graph shows a car's velocity in m/s as it speeds up. How far does it travel in the 5 seconds?

_____

2. The graph shows a velocity in m/s against time in seconds. Find the distance travelled.

_____

3. The graph shows a velocity in m/s against time in seconds. Find the distance travelled.

_____

The Maths Habit

Area under a graph

Exit ticket Name _____

1. The graph shows a car's velocity in m/s as it speeds up. How far does it travel in the 5 seconds?

_____

2. The graph shows a velocity in m/s against time in seconds. Find the distance travelled.

_____

3. The graph shows a velocity in m/s against time in seconds. Find the distance travelled.

_____

The Maths Habit

Area under a graph

Exit ticket Name _____

1. The graph shows a car's velocity in m/s as it speeds up. How far does it travel in the 5 seconds?

_____

2. The graph shows a velocity in m/s against time in seconds. Find the distance travelled.

_____

3. The graph shows a velocity in m/s against time in seconds. Find the distance travelled.

_____

The Maths Habit

Area under a graph

Exit ticket Name _____

1. The graph shows a car's velocity in m/s as it speeds up. How far does it travel in the 5 seconds?

_____

2. The graph shows a velocity in m/s against time in seconds. Find the distance travelled.

_____

3. The graph shows a velocity in m/s against time in seconds. Find the distance travelled.

_____

The Maths Habit