Area under a graph

Exit ticket ANSWERS Name _____

1. The graph shows a car's velocity in m/s as it speeds up. How far does it travel in the 5 seconds?

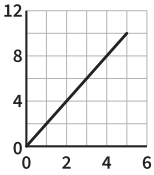

25 m

2. The graph shows a velocity in m/s against time in seconds. Find the distance travelled.

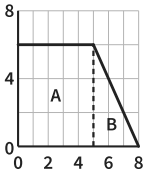

39 m

3. The graph shows a velocity in m/s against time in seconds. Find the distance travelled.

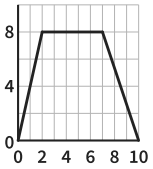

60 m

Area under a graph

Exit ticket ANSWERS Name _____

1. The graph shows a car's velocity in m/s as it speeds up. How far does it travel in the 5 seconds?

25 m

2. The graph shows a velocity in m/s against time in seconds. Find the distance travelled.

39 m

3. The graph shows a velocity in m/s against time in seconds. Find the distance travelled.

60 m

The Maths Habit

Area under a graph

Exit ticket ANSWERS Name _____

1. The graph shows a car's velocity in m/s as it speeds up. How far does it travel in the 5 seconds?

25 m

2. The graph shows a velocity in m/s against time in seconds. Find the distance travelled.

39 m

3. The graph shows a velocity in m/s against time in seconds. Find the distance travelled.

60 m

The Maths Habit

Area under a graph

Exit ticket ANSWERS Name _____

1. The graph shows a car's velocity in m/s as it speeds up. How far does it travel in the 5 seconds?

25 m

2. The graph shows a velocity in m/s against time in seconds. Find the distance travelled.

39 m

3. The graph shows a velocity in m/s against time in seconds. Find the distance travelled.

60 m

The Maths Habit

Area under a graph

Exit ticket ANSWERS Name _____

1. The graph shows a car's velocity in m/s as it speeds up. How far does it travel in the 5 seconds?

25 m

2. The graph shows a velocity in m/s against time in seconds. Find the distance travelled.

39 m

3. The graph shows a velocity in m/s against time in seconds. Find the distance travelled.

60 m

The Maths Habit

Exit ticket Area under a graph

1 **The graph shows a car's velocity in m/s as it speeds up. How far does it travel in the 5 seconds?**

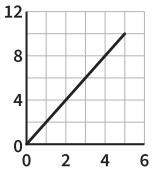

25 m

TESTS The area of one triangle as the distance

LOOK FOR

50 m did 5 × 10: a triangle is half the rectangle

15 m added the time and the speed

FIX IT

A cyclist speeds up steadily from rest to 8 m/s in 6 seconds. How far does she travel? *24 m*

2 **The graph shows a velocity in m/s against time in seconds. Find the distance travelled.**

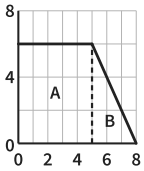

39 m

TESTS Two shapes, the split drawn: a rectangle and a triangle

LOOK FOR

48 m worked out B as a rectangle, 3 × 6: it is a triangle, ½ × 3 × 6 = 9

24 m used one triangle for the whole graph

FIX IT

A car speeds up steadily from rest to 6 m/s in 2 seconds, then stays at 6 m/s for 5 seconds. How far does it travel? *36 m*

3 **The graph shows a velocity in m/s against time in seconds. Find the distance travelled.**

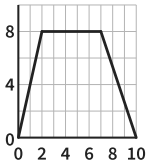

60 m

TESTS The whole method: splitting the graph into three shapes

LOOK FOR

80 m one rectangle, 10 × 8: the two ends are triangles

40 m one triangle, ½ × 10 × 8

FIX IT

A lift speeds up steadily from rest to 10 m/s in 2 s, stays at 10 m/s for 4 s, then slows down steadily and stops 3 s later. How far does it go? *65 m*