Median and quartiles from a graph

1

The times of 40 runners. Find the median.

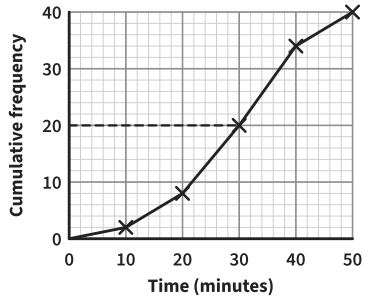

½ of 40 = 20

Median

2

The marks of 60 students.
Find the median.

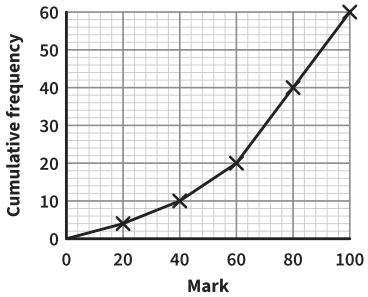

½ of 60 = 30

Median

3

How far 80 people drive to work.
Find the median.

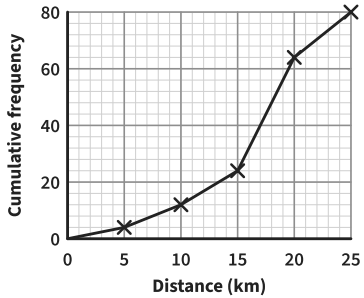

Median

4

The heights of 50 students.
Find the median.

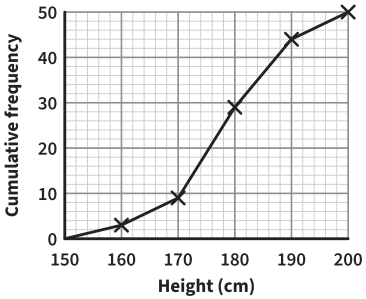

Median

5

The times of 40 swimmers.
Find the interquartile range.

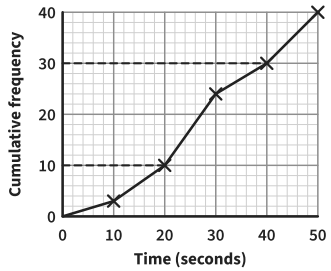

¼ of 40 = 10

¾ of 40 = 30

Lower quartile

Upper quartile

Interquartile range

6

The masses of 60 suitcases.
Find the interquartile range.

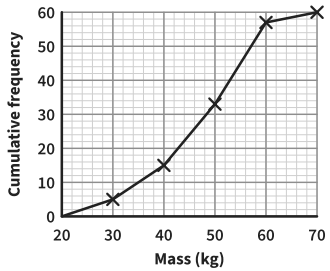

¼ of 60 = 15

Lower quartile

Upper quartile

Interquartile range

7

How long 80 people spent at a museum.
Find the interquartile range.

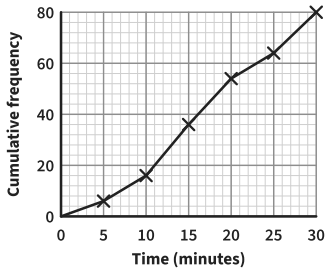

Lower quartile

Upper quartile

Interquartile range

8

Sam says the lower quartile is 15, because 15 is a quarter of the way along the time axis. Explain his mistake.
Find the lower quartile.

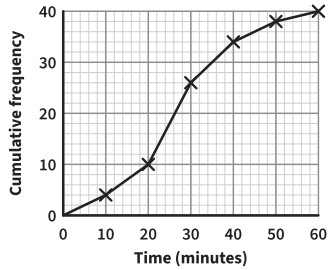

Lower quartile

Median and quartiles from a graph *further practice*

9

The ages of 60 people at a wedding.
Find the median and the interquartile range.

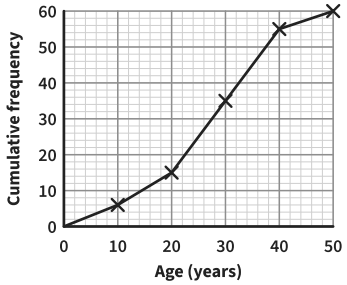

Answer _____

10

80 people queued for a ride.
How many queued for less than 25 minutes?

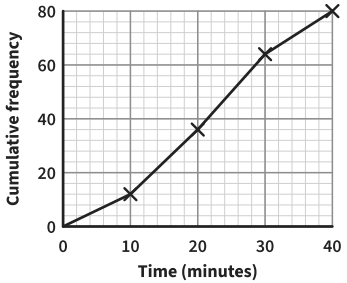

Answer _____

11

50 letters were weighed.
How many weigh more than 225 g?

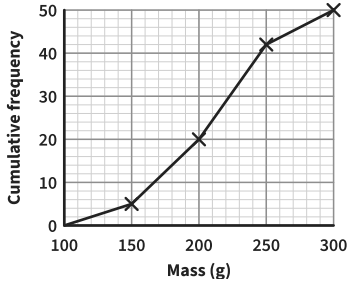

Answer _____

12

The scores of 80 players.
Find the median, the quartiles and the interquartile range.

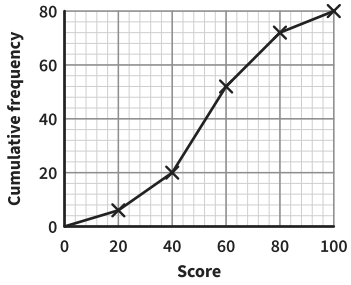

Answer _____

13

Class A: median 34 minutes, interquartile range 12 minutes.
Class B: median 29 minutes, interquartile range 20 minutes.
Compare the times of the two classes.

Answer _____

14

60 runners race. The fastest quarter win a prize. Estimate the slowest time that wins a prize.

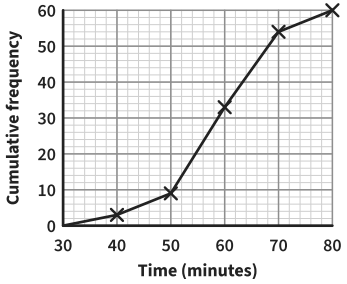

Answer _____

15

The median of 60 values is 38.
How many values are more than 38?
How many lie between the lower and the upper quartile?

Answer _____

16

The heights of 40 seedlings.
Estimate the percentage of seedlings taller than 35 cm.

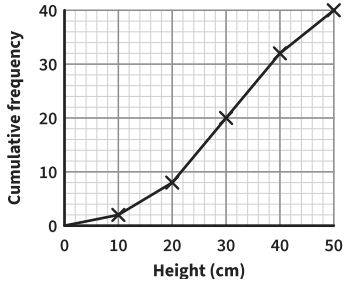

Answer _____