Enlargement: negative scale factors

lesson handout

The Maths Habit

Turn and talk

Find a point Q the same distance from C as P, the opposite way. Then a point R twice as far, the opposite way.

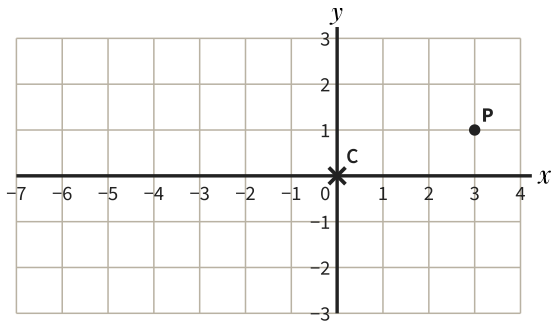

We do

Enlarge shape A by scale factor −1, centre (0, 0).
Label the image B.

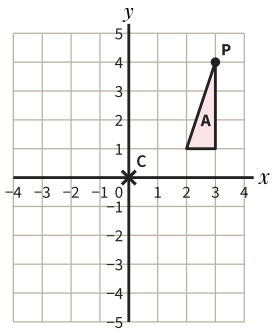

You do

Enlarge shape A by scale factor −1, centre (0, 0).
Label the image B.

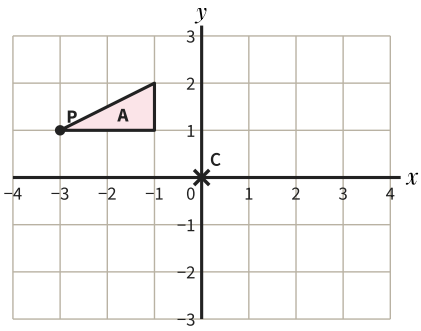

You do

Enlarge shape A by scale factor −1, centre C (1, 0).
Label the image B.

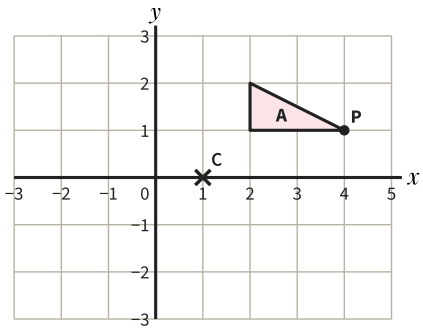

We do

Enlarge shape A by scale factor −2, centre (0, 0).
Label the image B.

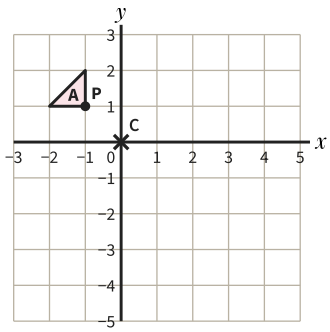

You do

Enlarge shape A by scale factor −2, centre (0, 0).
Label the image B.

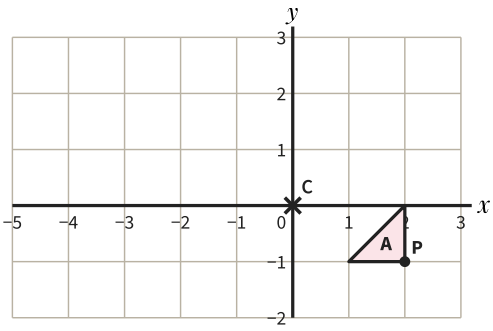

You do

Enlarge shape A by scale factor −2, centre C (1, 1).
Label the image B.

