Graph transformations: reflections *lesson handout*

Turn and talk

Change the sign of the y coordinate of every point.
Plot the new points.

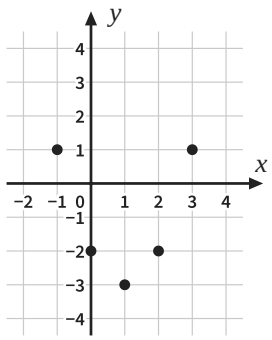

We do

Sketch the graph of $y = -f(x)$.

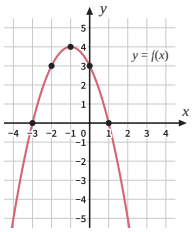

x	−3	−2	−1	0	1
$f(x)$	0	3	4	3	0
$-f(x)$					

You do

Sketch the graph of $y = -f(x)$.

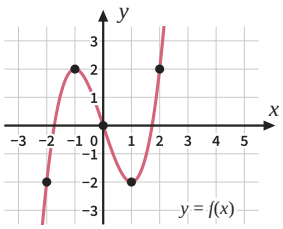

x	−2	−1	0	1	2
$f(x)$					
$-f(x)$					

You do

Sketch the graph of $y = -f(x)$.

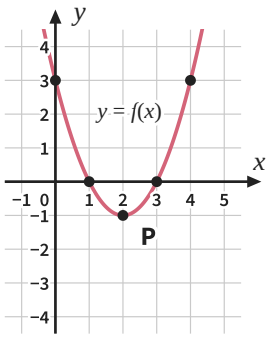

We do

Sketch the graph of $y = f(-x)$.

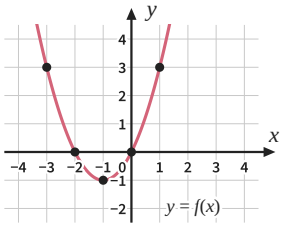

x	−1	0	1	2	3
$-x$	1	0	−1	−2	−3
$f(-x)$					

You do

Sketch the graph of $y = f(-x)$.

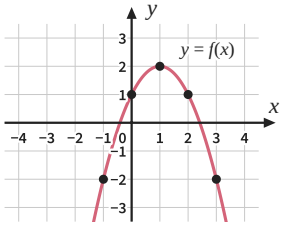

x	−3	−2	−1	0	1
$-x$					
$f(-x)$					

You do

Sketch the graph of $y = f(-x)$.

